



# Animal Care Short Course: 3A10 other agreed challenge

Free resources pack

# Animal Care Short Course

## 3A10: other agreed challenge



<b>Outcome</b>	Understand how to care for animals and wildlife in the garden.
----------------	--

There are many ways we can make a garden friendlier to the wildlife that visits it; including birds, butterflies, insects and hedgehogs. This challenge is about making something for an outside space to better accommodate wildlife in some way.

### How to approach this challenge

Make a home for a hedgehog out of a cardboard box.

**OR**

Make a bird feeder out of a recycled plastic bottle.

# Make a home for a hedgehog

Name:

Date:


Animal Care Short Course: Module 3 Looking after animals

3A10 other agreed challenge


## You will need:

- a cardboard box (Approximately 15cm square)
- a carrier bag or bin bag
- pair of scissors
- old newspaper or dry leaves or foliage


1 Turn the cardboard box upside down and cut out a hole for the door



2 Find somewhere quiet and sheltered to place the house in your garden



3 Half-fill the inside with torn newspaper or dry leaves/foliage



4 Cover the roof of the house in the carrier bag to protect it from the rain



5 Place more foliage on top of the house to camouflage it



# Make a bird feeder

Name:

Date:


Animal Care Short Course: Module 3 Looking after animals

3A10 other agreed challenge

## You will need:

- a plastic bottle
- a pair of scissors
- some string or gardening wire
- bird seed

1 Cut out a circular hole out of one side of the bottle halfway up



2 Pour the bird seed into the bottle filling it up to where the hole starts



3 Find the middle of the string and wrap it twice around the top of the bottle



4 Tighten the cap over the string and make sure the ends are fairly even



5 Tie the bird feeder to a strong branch and leave for the birds to enjoy!

